

February 12, 2025

National Stock Exchange of India Limited,
Exchange Plaza, Bandra Kurla Complex
Bandra (E), Mumbai-400051

BSE Limited
Phiroze Jeejeebhoy Towers,
Dalal Street, Fort, Mumbai-400001

Symbol: **ORCHPHARMA**

Scrip Code: **524372**

Ref: (i) Regulation 30 of Securities and Exchange Board of India (Listing Obligations and Disclosure Requirements) Regulations, 2015
(ii) SEBI Circular No. SEBI/HO/CFD/PoD2/CIR/P/0155 dated November 11, 2024

Sub: Investors Presentation- Quarter III of F.Y. 2024-25, ended on December 31, 2024 – Orchid Pharma Limited ("the Company")

Dear Sir/Madam,

With reference to the captioned subject and pursuant to Regulation 30, Sub- Para 15 of Para A Part A of Schedule III of SEBI (Listing Obligations and Disclosure Requirements) Regulations, 2015, as amended read with SEBI Circular No. SEBI/HO/CFD/PoD2/CIR/P/0155 dated November 11, 2024 and in continuation to our earlier intimation, dated February 06, 2025, regarding the Analysts/Investors Earning Call scheduled to be held on February 12, 2025 at 04:30 P.M. (IST), please find enclosed the Investors Presentation, inter-alia, including the financial performance of the Company for the Quarter-III of Financial Year 2024-25, ended on December 31, 2024.

The Investor Presentation is also made available on the website of the Company at https://www.orchidpharma.com/invr_conferencecalls.html

You are requested to take the above intimation on record.

Thanking You,
For **Orchid Pharma Limited**

Kapil Dayya
Company Secretary & Compliance Officer
Mem. No.- F10698

Encl. as above

Orchid Pharma Limited

Financials Q3 & 9M-FY2024-25

- All results in Standalone basis.
- These are approx. nos. for exact nos. pls refer financials.

Financial Highlights

QTR-3

9M-25

TOP LINE

-2%

+14%

EBIDTA

-14%

+16%

PBT

-23%

+26%

PAT

-23%

+26%

Financial Performance Including AMS

(Amt. in Cr.)	Q3-2025	Q3-2024	Change %	9M-2025	9M-2024	Change %	12M-31 st Mar'24
Sales	217	221	-2%	684	602	14%	819
Other Income	10	7	43%	26	18	44%	30
COGS	124	122	2%	406	356	14%	485
Employee Exp	22	19	16%	64	52	23%	70
Other Exp	44	44	0%	125	112	12%	155
EBITDA*	37	43	-14%	115	99	16%	141
% to Sales	17%	19%		17%	16%		0
Non Op-Income	0	0	0%	0	0	0	0
Interest	4	4	0%	11	13	-15%	16
Depreciation	9	9	0%	26	25	4%	33
PBT & PAT	24	31	-23%	78	62	26%	92

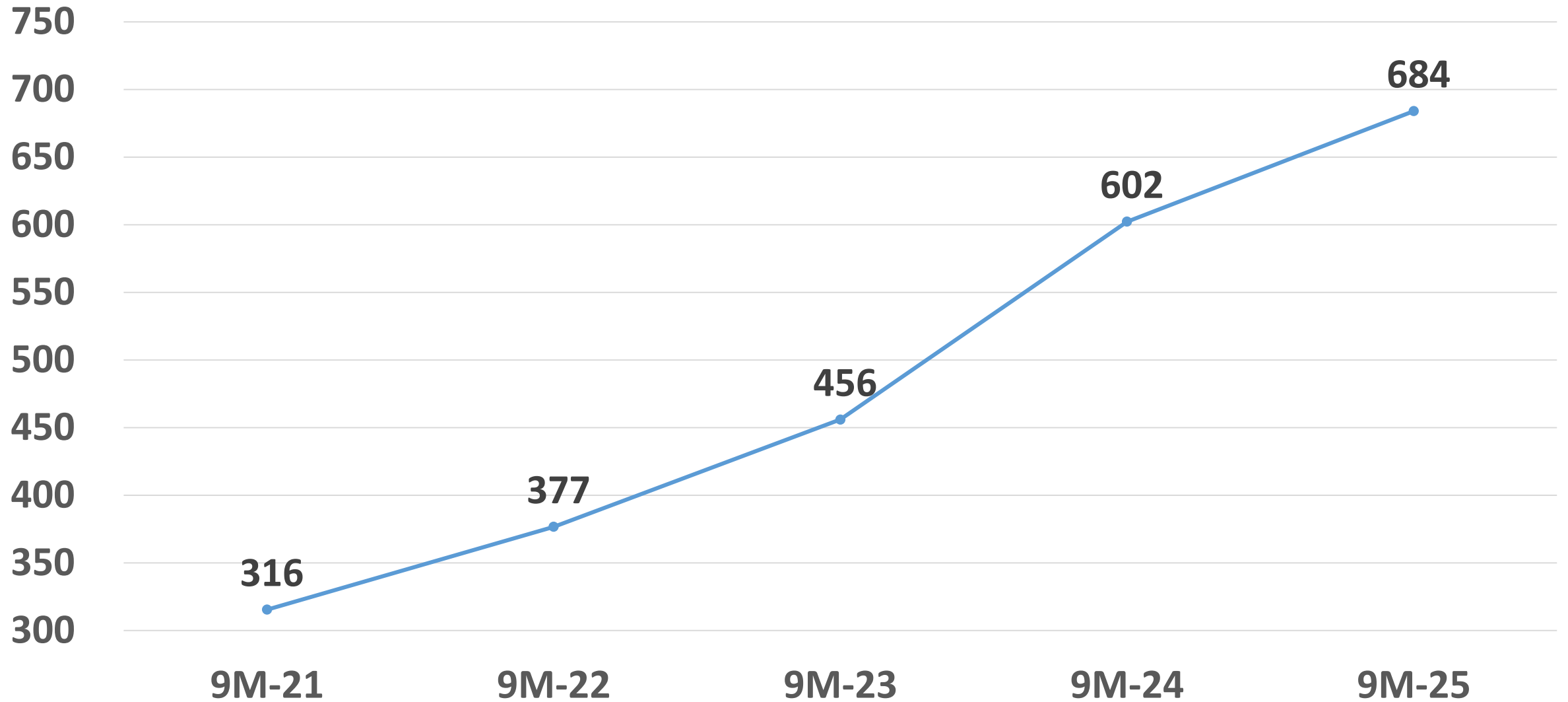
* Include negative EBITDA of AMS Division Rs.2.9 Cr and Rs.6.4 Cr for 3M and 9M-25

AMS-Division Financial Performance

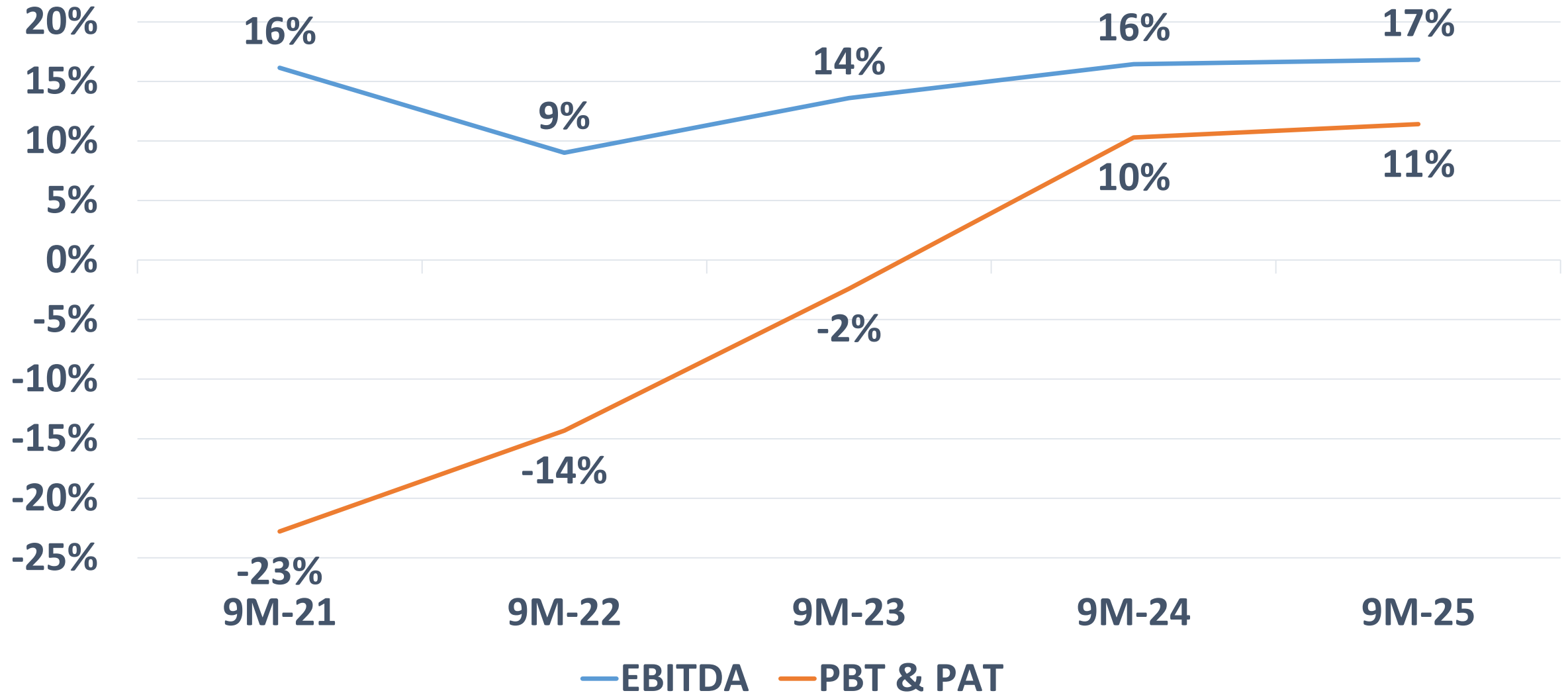


(Amt. in Lacs)	Q3-2025	9M-2025
Sales	33	92
Other Income	0	0
COGS	21	53
Employee Exp	207	511
Other Exp	94	166
EBITDA	-289	-638

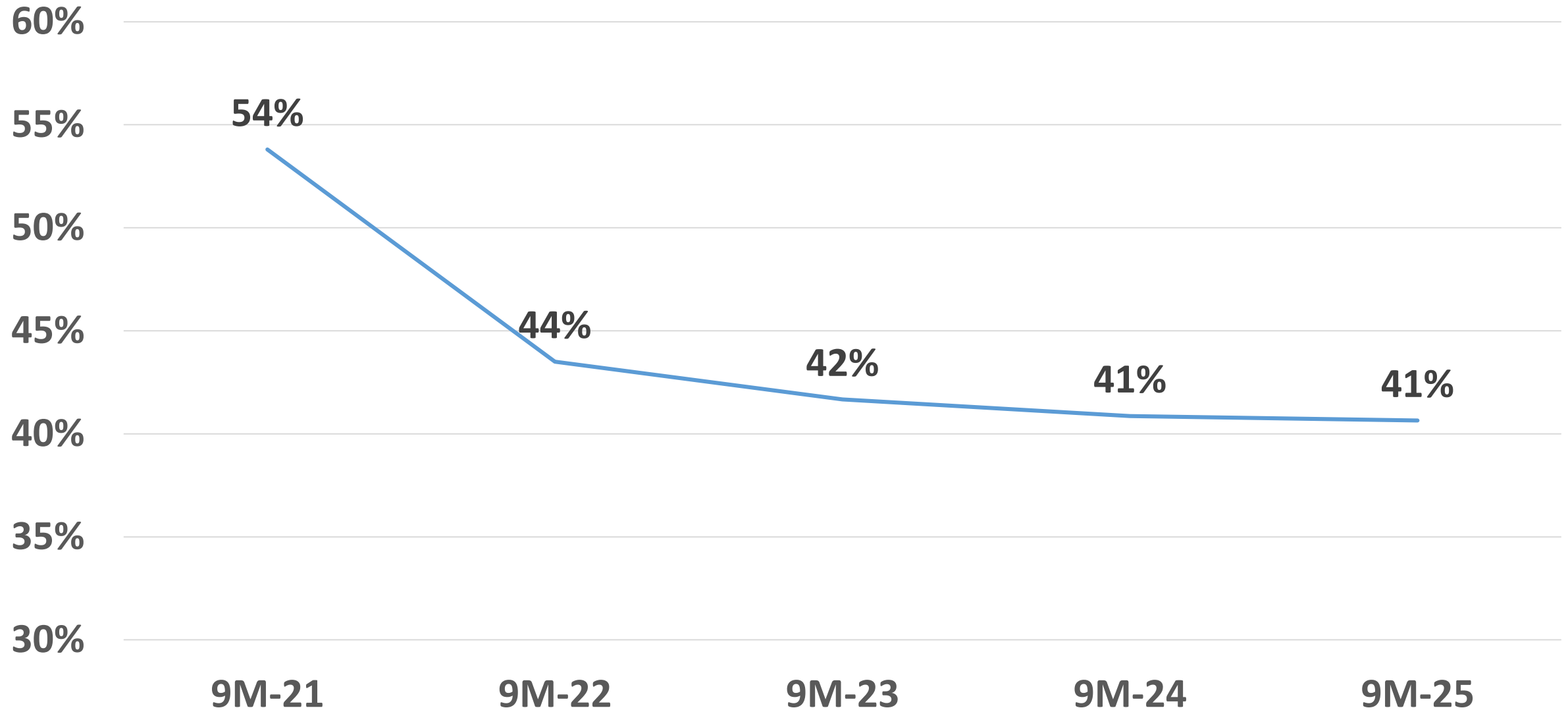
Turnover (Amt. in Cr.)



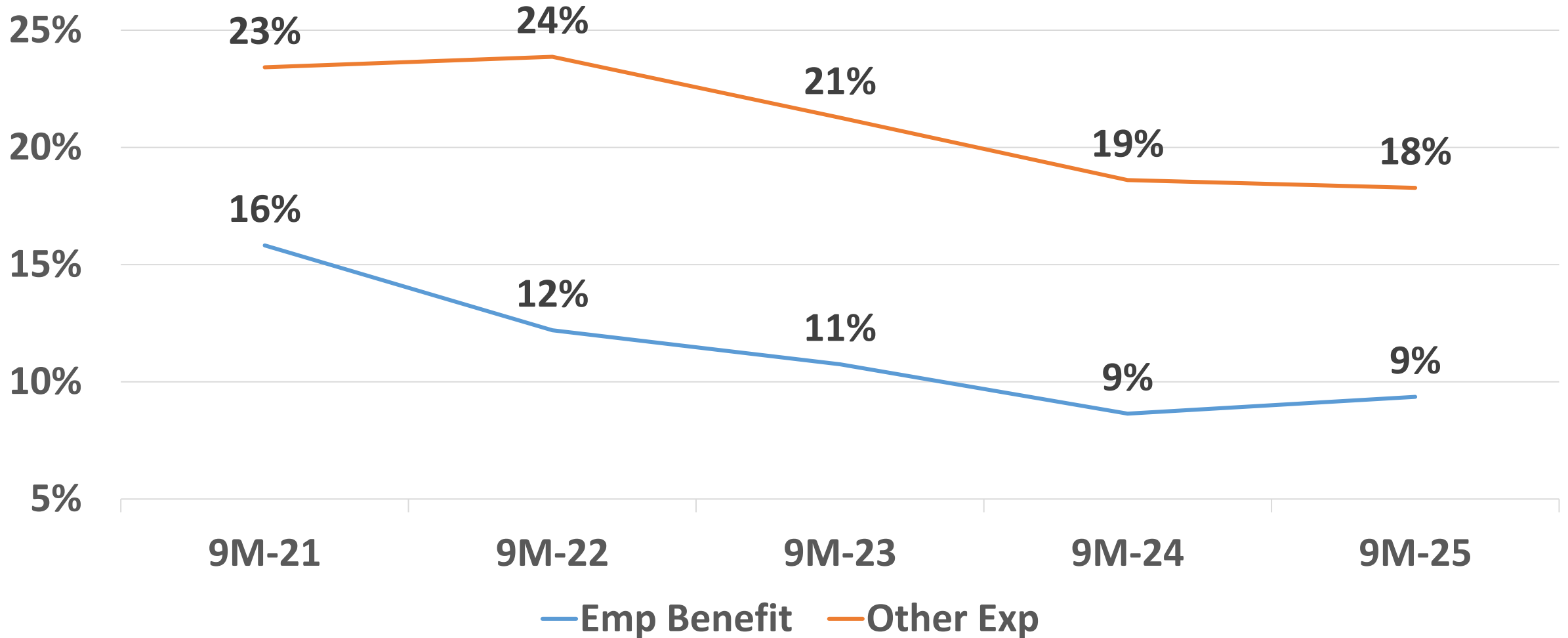
EBITDA, PBT & PAT as % to Sales 9M-25



P&L Analysis – Gross Margin % to 9M Sales



P&L Analysis – Exp. % to Sales M9-25



Thank You